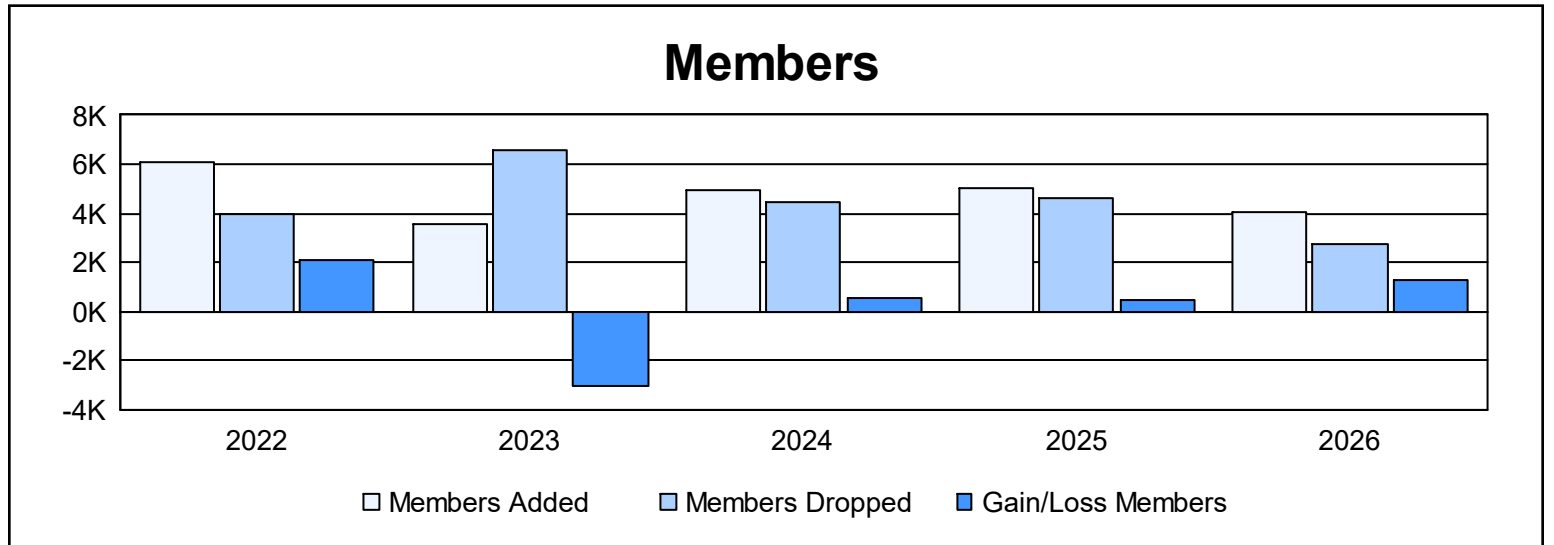
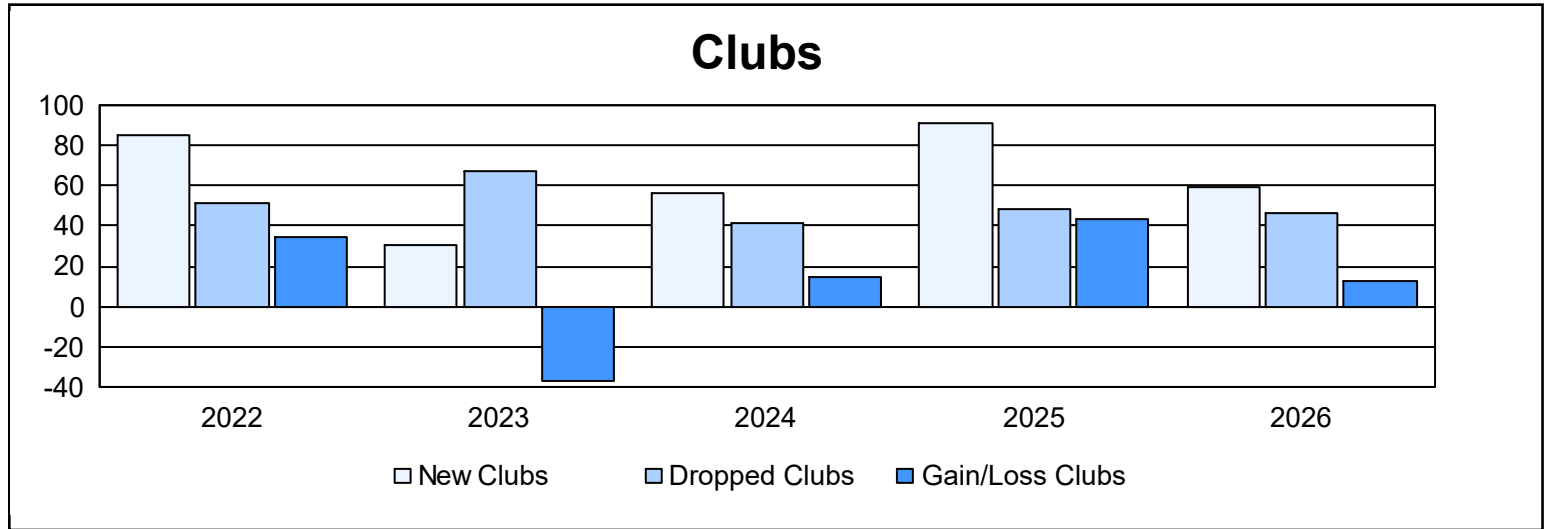
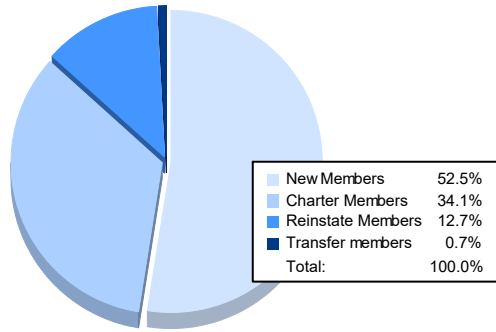


| Year | New Clubs | Dropped Clubs | Gain/ Loss Clubs | New Members | Charter Members | Reinstate Members | Transfer Members | Total Member Added | Total Members Dropped | Gain/ Loss Members |
|----------------|-----------|---------------|------------------|--------------|-----------------|-------------------|------------------|--------------------|-----------------------|--------------------|
| 2021-2022 | 85 | 51 | 34 | 2,561 | 2,931 | 525 | 87 | 6,104 | 3,991 | 2,113 |
| 2022-2023 | 30 | 67 | -37 | 1,874 | 1,032 | 601 | 62 | 3,569 | 6,577 | -3,008 |
| 2023-2024 | 56 | 41 | 15 | 2,064 | 1,871 | 922 | 88 | 4,945 | 4,414 | 531 |
| 2024-2025 | 91 | 48 | 43 | 2,026 | 2,057 | 835 | 110 | 5,028 | 4,604 | 424 |
| 2025-2026 | 59 | 46 | 13 | 2,123 | 1,376 | 513 | 29 | 4,041 | 2,761 | 1,280 |
| Average | 64 | 51 | 14 | 2,130 | 1,853 | 679 | 75 | 4,737 | 4,469 | 268 |



Membership Composition April 2026 Cumulative



Gender Composition April 2026 Cumulative

